

Front-mounted roller shutters by Alulux
New building, renovation, retrofitting!



 **MADE IN GERMANY**

GANDHI
Automations Pvt Ltd

ALULUX®
Experience the best quality!

***Aluminium front-mounted roller shutters
by Alulux. You get a lot for your money!***



VARIMAXX

Aluminium **front-mounted**
roller shutter system

VIVENDO

Aluminium **roller shutter system**
in round design



»We loved it at first sight! We all have been enthusiastic about our new home during our first visit. But before signing the contract we were sure that the first investment should be an insulation against the summer heat. So we sat together and made plans how to proceed: Shutters, roller shutters, outside blinds, Austrian blinds or Venetian blinds?

We consulted the specialist and asked him for effective and practical heat and sun protection for our house. His clear recommendation was: Aluminium front-mounted roller shutters by Alulux!

And today we know that the specialist had done a good job in consulting. Because front-mounted roller shutters do not only offer an effective protection against summer heat and improve the indoor climate; they also stand out due to their numerous excellent features in every season:

- Screening from view
- Sun protection
- Weather protection
- Noise protection
- Insulation
- Increased protection against break-in
- Heat protection from the outside to the inside
- Heat insulation from the inside to the outside
- Regulation of light conditions
- Protection against insects (option).«

PARTICO

Aluminium **roller shutter system**
in 1/4 round design

FORMADO

Aluminium **roller shutter system**
in 1/2 round design

ALULUX®

High-quality made of aluminium

The aluminium
front-mounted roller shutter systems by Alulux



VARIMAXX

Aluminium **roller shutter system** in **square design**. In roll-formed or extruded box.



VIVENDO

Aluminium **roller shutter system** in **round design**. In roll-formed or extruded box.



PARTICO

Aluminium **roller shutter system** in **1/4- round design**. In roll-formed box.





Varimaxx consist of aluminium. Cold bridges between outside wall and indoor are nearly excluded.

The main components of the front-mounted roller shutter system

Colour. Leisure time. Well being: You like to have it modern and coloured? All extruded front mounted shutter systems can be powder coated in RAL – ideal colours according to your ideas for a minimal surcharge.



In all the three front-mounted roller shutter systems in round design, i.e. **Vivendo, Formado and**

Partico the main components of the complete roller shutter are made of aluminium. Front-mounted roller shutter systems have become more and more important since the Energy Savings Regulation (Energieeinsparverordnung EnEv). In these systems possible bridges for noise, cold and heat between outside and inside are nearly excluded. When using front-mounted roller shutter boxes there will be no hollow space above the window like this is the case with the conventional lintel boxes.

FORMADO

Aluminium **roller shutter system** in 1/2-**round design**. In roll-formed or extruded box.



A sturdy **roll-formed** aluminium roller shutter box is produced out of the so-called aluminium coil. An even more robust **extruded** aluminium roller shutter box.



Top ten **convenient reasons** for front-mounted roller shutters by Alulux!



1. Screening from curious views.

Enjoy your privacy in your home.

Roller shutters up / roller shutters down.

2. Best protection against the weather.

During rain, snow, hail, wind. The aluminium roller shutters also protect very effectively against solar radiation. The rooms remain comfortably shadowy and cool. Furniture and floor coverings are protected against bleaching. Wooden windows are shielded in an optimal way.

3. Noise insulation with closed roller shutters.

Roller shutters made of aluminium with

noise-reducing and CFC-free insulating foaming reduce the noise level considerably. You sleep better, whether at night or at daytime.

4. Saving of energy.

With a front-mounted roller shutter by Alulux primary fuel consumption will be reduced in comparison to a roller shutter with a lintel box, because there is no area of heat loss between the roller shutter unit and the inside of the room. Between window and roller shutter curtain is formed a highly insulating cushion of air forms. The insulation value of a window with heat-insulating glass can be optimized by up to 20%

with a front-mounted roller shutter.

5. Safety retrofit kit at extra charge:

(Preventative) protection against burglars.

The brand name roller shutters by Alulux will pose considerable problems to hoodlums. Roller shutter systems made of aluminium are simply safer. An individual safety package with reinforced end slat, safety guide channels and an anti-push-up lock protects your home additionally. You get a factory tested system in this safety package at a very attractive price. Ask for it at your Alulux specialist dealer.



Aluminium - for a *long life* of your roller shutter profiles

- › Aluminium is the optimal metal for constructional products that are daily exposed to weather and that need to be light and at the same time sturdy.
- › Aluminium is corrosion-free and the surface of our aluminium roller shutter profiles is additionally coated by a high-quality thick-layer stove enamel. Aluminium roller shutter profiles offer still further advantages:

CFC-free foaming:

- ✓ Silent run, Resonance-free, Torsion proof

Grooves in profile:

- ✓ Higher stability of profile and better optical characteristic

Absolutely colour and light fast:

- ✓ No recoating, Colour brilliance for decades

Absolutely safe in function:

- ✓ Aluminium does not expand as much as plastic in heat. The roller shutters made of aluminium can always be operated without problems.

There are just things that should be ***better made of aluminium!***

6. Roller shutters and protection against insects all in one.

The insect screen that is integrated in the box is a reasonable addition to the roller shutter function. You don't need any components that are mounted visibly to the outside. Everything is housed neatly in the box and the screen is guided in a second track of the guide channel behind the roller shutter profiles (at extra charge).

7. Pretend to be present by means of a timer.

A programmable timer opens and closes your roller shutters at any time you wish - also in irregular time spans. So your house looks inhabited.

And burglars do not aim at your house least at all.

8. Comfortable operation with radio control!

A radio remote control for the roller shutters is the most comfortable thing you can imagine. No control leads either surface-mounted or flush-mounted are needed. This means for you: Minimal installation works without damaging the walls. With a light sensor combined with an automatic control unit the roller shutters can be - depending on incidence of light - opened or closed automatically, too.

9. Create groups of roller shutters.

By means of a group control all roller shutters can

be operated automatically or with a push on a button. The groups can be changed individually any time. Even a central roller shutter operation for the whole house is possible with one hand transmitter.

10. Front-mounted roller shutters design your future at home!

When selecting the box shapes and roller shutter colours hundreds of combination possibilities are offered. Front-mounted roller shutters are a real optical contribution to the outside view of every house.

Fitting any architectural style: **Varimaxx** is the all-rounder among the front-mounted roller shutter systems

The aluminium front-mounted roller shutters with the brand name Varimaxx are a safe investment in future. They adapt unobtrusively to any architectural style and to any facade and captivate due to their clear design.

Optional mounting into the reveal or to the brickwork.



Aluminium roller shutters for new buildings

In new buildings often roller shutters are installed, and frequently, due to lack of knowledge, these roller shutters have plastic profiles. At first glance these plastic roller shutters fulfil the basic requirements: The screening from curious views is guaranteed. A better choice is to use aluminium roller shutters; then you have the best possible weather protection during heat, rain, snow, hail and wind. The sturdier aluminium profiles offer as well an increased protection against break-in, better optical characteristics and guarantee colour brilliance for decades.



*We wanted to have something **exceptional**: The design roller shutter system Vivendo in round shape*

»For all of us our home is a very important place. We live there, we feel comfortable there, everyone has his own favourite place and the family often gathers.

The front-mounted round design roller shutters with the brand name Vivendo which were retrofitted to our house do not only look exclusively but they are as well real all-rounders at any time of the day and night - and at every season.«





Vivendo. Every facade gains a lot with round roller shutters by Alulux!
From classic to modern.

If there is the question of shapes and colours, there are completely different tastes.

The aluminium front-mounted round roller shutters offer a wide range of selection.

Fitting to any architectural style the house owner is able to give a personal touch to his facade.



Partico -

The round roller shutter that will give your home that distinctive edge.

The round shape of the roller shutters is very remarkable and is used in the different architectural styles as design element. The great variety of colours lets you choose your individual design. The boxes are easily accessible from the outside for cleaning or maintenance. (The illustrations show the Vivendo roller shutter system)



The **Formado** custom-made roller shutters that are produced exactly to the millimetre harmonise with the respective house in a perfect way.

Persuasive variety: three different round designs, numerous mounting versions, large RAL colour range for the extruded roller shutter boxes.

For possible maintenance or cleaning works the round boxes can be easily accessed from the outside.






You can choose additional comfort equipment for any round design roller shutter:

Motor operation, also possible via radio control. Automatic operation by means of a timer. Or as well the integrated additional insect screen in the roller shutter box. For further safety a glass break detector can be integrated as well.




*For good reasons we have decided in favour of roller shutters made of **aluminium**!*



Insulation




Protection against break-in



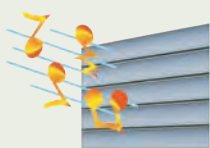
Screening from view



Sun protection




Weather protection



Noise protection



Protection against insects



Solar / battery (optional)





In the front-mounted roller shutter systems the boxes and the guide channels are always made of aluminium. Take the best decision and choose the high-quality aluminium profiles for the roller shutter curtain, too. Aluminium is corrosion-free and the surface of the aluminium roller shutter profiles is additionally coated by a high-quality - thick-layer stove enamel. Therefore recoating is never necessary. There's no question: ALUMINIUM!

Roller shutters can create inside the house totally different living environments. They are real all-rounders and protect in many different ways.

Today houses are often built very close to each other and roller shutters screen perfectly from undesired views to the privacy. The closed roller shutter is also a very good protection against solar radiation (the furniture does not bleach), hail, snow, rain and heavy wind.

The insulation can be increased by up to 45% due to the cushion of air between roller shutter and window. Therefore nearly 10% of primary fuel can be saved. The noise from the street is reduced by up to 10 decibel as soon as the roller shutter is closed.

Roller shutters are all-rounders that stand out due to their numerous excellent features in every season:

- Screening from view
- Sun protection
- Weather protection
- Noise protection
- Insulation
- Increased protection against break-in
- Heat protection from the outside to the inside
- Heat insulation from the inside to the outside
- Regulation of the light conditions
- Protection against insects (option)

Best equipment of our roller shutters, of course

The front-mounted roller shutters are an optical enrichment to any house. Only high-quality operation elements are used in production. The quality components are invisible from the outside and offer highest reliability of the product.

High-quality ball bearings

The bearing of the roller shutter shaft is in high-quality metal ball bearings.

Plastic inlet funnel

The roller shutter is guided smoothly and material-saving through plastic inlet funnels.

Profile locking device

The roller shutter is secured against side sliding by high-quality special side lockings.

Steel retainer spring

The roller shutter is connected to the roller shutter shaft by several steel retainer springs. The steel retainer springs make it difficult to push up the roller shutter from the outside.

Aluminium end slat with sealing profile

An extruded end slat with sealing profile prevents from freezing on the window sill and enables the roller shutter to touch down with low noise. Optional with angle that seals the lower box opening against wind.

Universal motor bearing

If you have decided in favour of roller shutters with comfort motor drive, the systems are supplied with an invisibly screwed-on universal motor bearing.



The ***additional equipment*** for our roller shutters. At extra charge.

Comfort motor drive, 230 Volt

The electrical comfort motor drive avoids applying too much strength when operating large roller shutter systems. At the push of a button the roller shutter moves to the desired direction.

Radio remote control

The top of comfort is of course the operation of the roller shutters with a radio remote control. It is not necessary to lay impulse cables either on the surface or flush-mounted. Several roller shutters and roller shutter groups can be controlled with one radio remote control.

Anti-push-up lock GARANT-Mini-Quick

Anti-push-up lock with integrated lead-in stud and steel security bolt. Increased protection against break-in, tested by factory and certified for a push-up pressure up to 170 kg.

Insect protection screen

Summer time = insect time.

The comfortable insect protection screen is integrated directly in the roller shutter box. This saves money and in winter the screen hides inside the roller shutter box.

Welded mitred edges

Bay windows get more and more popular in construction. For the integration of roller shutters that fit perfectly to the bay window shape we offer welded and powder-coated mitred edges.

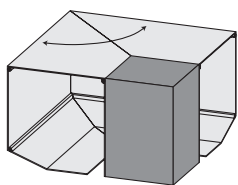


Roller shutter **box sizes**.



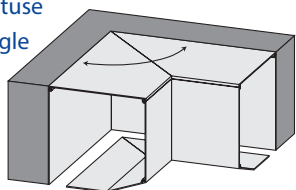
Welded mitred edges, at extra charge:

90°,
acute
angle



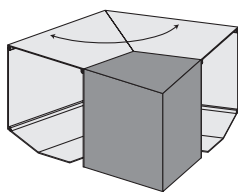
Mitred cuts 90° acute angle

90°,
obtuse
angle



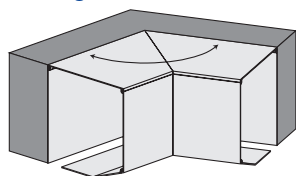
Mitred cuts 90° obtuse angle

unequal, 90°, acute angle



Special mitred cut according to your specifications

unequal, 90°,
obtuse angle



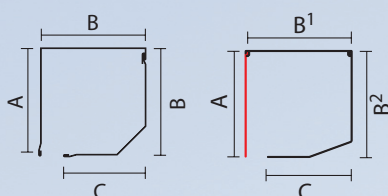
Special mitred cut according to your specifications. Mitred cuts only for extruded box systems.

VARIMAXX

Box cross-section Varimaxx:

RV, roll-formed
45°, 90°, 20°

SG, extruded
standard without
back part (A)



Box sizes in mm

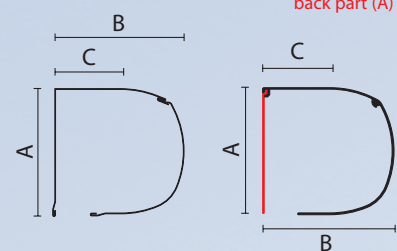
| Box | 100/20° | 125 | 137 | 150 | 165 | 180 | 205 |
|-----------|---------|-----|-----|-----|-----|-----|-----|
| Measure A | 103 | 128 | 141 | 154 | 169 | 183 | 210 |
| Measure B | 100 | 125 | 137 | 150 | 165 | 180 | 205 |
| Measure C | 71 | 89 | 105 | 112 | 125 | 146 | 171 |

VIVENDO

Box cross-section Vivendo:

RVR, roll-formed

SGR, extruded
standard without
back part (A)



Box sizes in mm

| Box | 137 | 150 | 165 | 180 | 205 |
|-----------|-----|-----|-----|-----|-----|
| Measure A | 142 | 158 | 171 | 189 | 218 |
| Measure B | 142 | 156 | 170 | 185 | 211 |
| Measure C | 81 | 89 | 95 | 101 | 116 |

The brand name Varimax system

The main components of the front-mounted roller shutter system Varimaxx consist of aluminium. Cold bridges between outside wall and indoor are nearly excluded.

- › Optional closed aluminium box RV, roll-formed or SG, extruded.
- › Low space requirement for mounting
- › Easy access for maintenance
- › Available in 20°, 45° and 90°
- › Insect screen can be retrofitted
- › Mini-Quick anti-push-up lock can be retrofitted
- › Safety end slat can be retrofitted

Possible operation modes:

- › Belt drive, Crank mechanism, Comfort motor operator, Radio-controlled motor

The brand name Vivendo system

Roller shutter with an exceptional round design. The flat upper end gives a pleasant optic at deep installation into the reveal.

- › Optional closed aluminium box RVR, roll-formed or SGR, extruded.
- › Low space requirement for mounting
- › Easy access for maintenance
- › Cover of box is outside the visible area
- › Insect screen can be retrofitted
- › Mini-Quick anti-push-up lock can be retrofitted
- › Safety end slat can be retrofitted

Possible operation modes:

- › Belt drive, Crank mechanism, Comfort motor operator, Radio-controlled motor

Available colours:

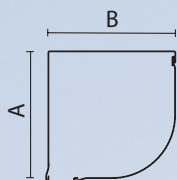
| | | | | |
|----------|---------------|----------|-----------------|----------|
| white 01 | light grey 02 | brown 03 | alu-metallic 04 | creme 08 |
|----------|---------------|----------|-----------------|----------|



PARTICO

Box cross-section Partico:

RV 75, roll-formed



Box sizes in mm

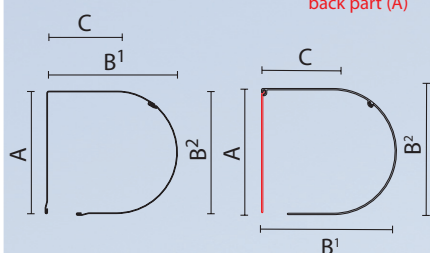
| Box | 150 | 180 | 205 |
|-----------|-----|-----|-----|
| Measure A | 154 | 183 | 210 |
| Measure B | 150 | 180 | 205 |

FORMADO

Box cross-section Formado:

RVF, roll-formed

SGF, extruded
standard without
back part (A)



Box sizes in mm

| Box | 125 | 137 | 150 | 165 | 180 |
|------------------------|-----|-----|-----|-----|-----|
| Measure A | 126 | 146 | 158 | 172 | 189 |
| Measure B ¹ | 139 | 154 | 166 | 181 | 196 |
| Measure B ² | 128 | 139 | 152 | 167 | 182 |
| Measure C | 75 | 88 | 95 | 103 | 112 |

ALULUX®



The brand name Partico system

Roller shutter in 1/4-round design. Due to the 1/4-round and the flat silhouette on top Partico is optimal to be mounted completely into the reveal opening.

- › Closed aluminium box RV 75, roll-formed
- › Low space requirement for mounting
- › Easy access for maintenance
- › Pleasant optical characteristic at installation below the lintel into the reveal
- › Safety end slat can be retrofitted
- › Attention: no insect screen can be retrofitted

Possible operation modes:

- › Belt drive, Crank mechanism, Comfort motor operator, Radio-controlled motor

The brand name Formado system

1/2-round roller shutter in classical half-moon design. Pleasant optic at low installation into the reveal and when mounting to the brickwork.

- › Optional closed aluminium box RVF, roll-formed or SGF, extruded.
- › Low space requirement for mounting
- › Easy access for maintenance
- › Cover of box is outside the visible area
- › Mini-Quick anti-push-up lock can be retrofitted
- › Safety end slat can be retrofitted
- › Insect screen can be retrofitted

Possible operation modes:

- › Belt drive, Crank mechanism, Comfort motor operator, Radio-controlled motor

RVF is only available for windows measuring 137 mm and above. SGF also in 205 mm.

dark brown 10

light beige 11

moos green 12

fir green 31

creamy white 32

European Standards - DIN-EN13659. Always make sure that your roller shutters are EN 13659 compliant!



Alulux profiles, guide rails and end slats profile:
here are some examples

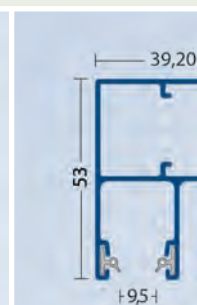
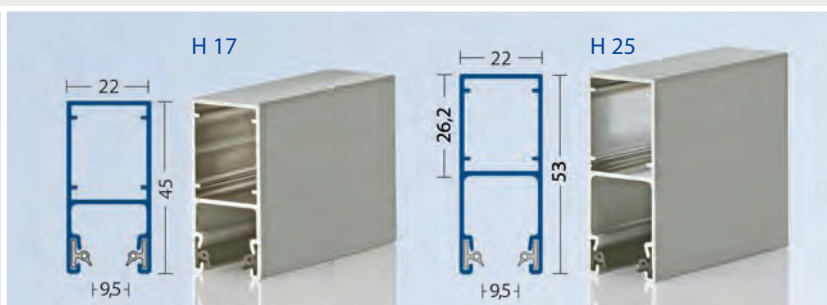
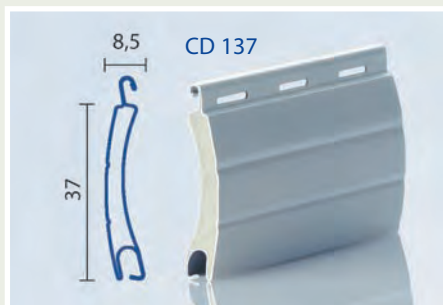
CD 137.

Roll-formed, double-walled aluminium roller shutter profile with CFC-free insulating foam, surface area of 37 mm.


Alulux profiles are available for surface areas between 35 mm and 42 mm. Surfaces with multiple thick-film stove enamelling.

H 17 und H 25.

Side aluminium guide channel with high-quality powder coating. Standard is the guide channel H 25 with 25 mm groove depth. The guide channel H 17 is used when less side space is required.



All guide channels and endslats can be supplied in stove enamel finish acc. to RAL for extra charge.



A good-quality roller shutter must be able to withstand heavy winds and rain. However, what exactly does that mean in practical terms? Up to now, wind load standards have been anything but uniform or transparent to end customers.

Luckily, the new European standard DIN-EN 13659 has finally put an end to this. It now specifies the quality standards that have to be met in the manufacture and installation of roller shutters.

All products that comply with the relevant standards are CE marked – a sure guarantee that the product is of high quality and safe.

All Alulux roller shutters are manufactured and tested in compliance with DIN EN 13659.

A roller shutter that is compliant with EN 13659 can be recognised by the CE mark, which is a kind of “product type plate”.

The CE mark must be attached on the inside of the roller shutter box in a clearly visible position and contain the following information:

- ✓ Manufacturer, incl. address
- ✓ Standards the roller shutter complies with

The CE marks on Alulux’s roller shutters also include the following information:

- ✓ Year/month built
- ✓ Wind load data/Classification
- ✓ Item No./Order item

We are happy to go that extra little step to ensure the quality of our products.



Please visit our website at www.alulux.com for more information on European standards.


HD 25.

The guide channel HD 25 is used when an additional distance between window frame and roller shutter curtain is desired.




AEG 36.

Extruded aluminium roller shutter end slat with plastic sealing profile. Prevents from freezing on the window sill and enables the roller shutter to touch down with low noise. Coating with RAL colours possible.



AEG 36/W.

As AEG 36/W, with 30 mm angle extra, that closes the box opening windproof. Coating with RAL colours possible.



*Simply convenient: Increased
protection against annoying insects.*



Available **colours** for
roller shutter profiles
and end slats.



For typographical reasons the colours may
not be displayed correctly on this page.

Aluminium profile, **type CD 137**

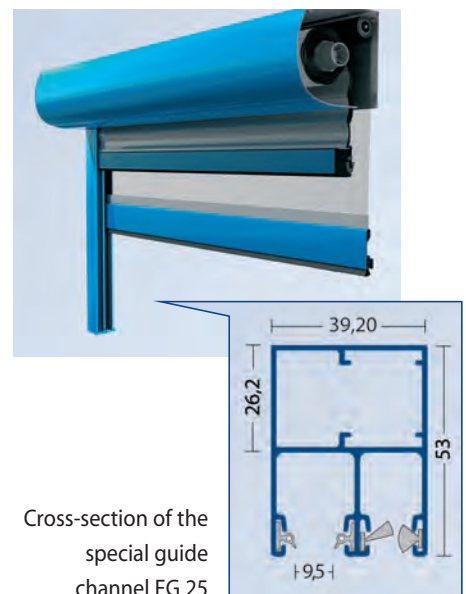
| | | | | | | |
|--------------------|-------------------|------------------|--------------------|------------------|--------------|---------------------|
| 01 white | 02 light grey | 03 brown | 04 alu-metallic | 06 wood-dark | 07 bronze | 08 Creme |
| 09 beige | 11 light beige | 12 moos green | 16 purple | 17 terracotta | 18 azure | 19 chrome yellow |
| 32 creamy white | 44 pigeon blue | 45 turquoise | 46 ultranarine | 54 golden-oak | | |



»Bees, butterflies, mosquitos, crane flies, chafers and ladybugs can be found in nearly every garden and especially at garden ponds. Just fascinating pure nature!

But as soon as these small animals enter the house, they quickly emerge as annoying teasers. In the aluminium front-mounted roller shutter systems Vivendo and Formado an insect protection screen can be integrated at extra charge. It is directly installed in the roller shutter box and increases the protection against insects.«
Flies, mosquitos and other bugs will, of course, regard this as unfair, but you will appreciate this comfort and the relaxing silence already after a few summer days. And your pets stay inside even if you have opened windows and doors.

Caution: Partico roller shutters cannot be fitted with insect screens!



Cross-section of the special guide channel FG 25



End slat, **type AEG 36** for Aluminium profile CD 137

| | | | | |
|-------------|-------------------|------------------|--------------------|------------------|
| 01 white | 02 light grey | 03 brown | 04 alu-metallic | 07 bronze |
| 09 beige | 11 light beige | 12 moos green | 16 purple | 17 terracotta |

End slat available in more than 210 different RAL colour shades and in Eloxal colours at extra charge.



Aluminium profile, **type CD 150**

| | | | |
|------------------|------------------|-------------|--------------------|
| 01 white | 02 light grey | 03 brown | 04 alu-metallic |
| 07 bronze | 08 Creme | 09 beige | 11 light beige |
| 12 moos green | 54 golden-oak | | |

Mounting accurately to dimensions. Quick and clean installation by specialists!




❶ Consulting service on site: *Measurements*

The correct measurements for the production of the front-mounted roller shutter elements are taken by the measuring technician. He also advises you on the optimal mounting version for your building.



❷ Mounting day, 08.30 a.m.

The pre-fabricated roller shutter elements have been produced to the necessary dimensions and exactly to the millimetre. The installation can start.



❸ Installation situation

The existing installation situation! Subsequent installation of a front-mounted roller shutter system into the reveal. Check of the construction measurements before starting the installation.

How do you want the installation?


Front-mounted roller shutter elements can be installed differently according to your favour and to site conditions. That's why you have to decide first when retrofitting:

Mounting onto the brickwork ↑

The complete front-mounted roller shutter element is mounted outside the clear window opening onto the brickwork.


Installation into the reveal ↑↑

The complete front-mounted roller shutter element is mounted within the reveal.



Mounting onto the brickwork

Mounting into the reveal



④ Start of the installation

You, as the house owner, need not be worried that too much dirt and dust will be produced during the installation of the roller shutter system. The mounting works are not very extensive so that often the brickwork won't be damaged in a visible way. With few well directed manipulations by hand and some drill holes the installation is carried out exactly.



⑤ Final installation position

The roller shutter element is aligned outside, adjusted and brought to the correct mounting position.

⑥ Check of the installation measurements

Before the final fixing the installation measurements are checked again.



⑦ 10.30 a.m. Handing over after inspection

After termination of the mounting works the complete roller shutter system is again checked by the mounting specialist on correct function.

The Alulux brand name
garage door systems:



DETOLUX

Aluminium **overhead door system**



RESIDENT

Aluminium **boxed roller door system**



VEIRTICO

Aluminium **lateral running door system**

GANDHI

Automations Pvt Ltd

Corporate Office :

2nd Floor, Chawda Commercial Centre, Link Road, Malad (West), Mumbai - 400 064

Tel : (022) 6672 0200 / 6672 0300 (200 Lines)

Fax : (022) 6672 0201

Email : sales@geapl.co.in • Website : www.geapl.co.in

India's No.1 Entrance Automations & Loading Bay Equipment Company

AHMEDABAD - 93273 01555
BANGALORE - 93435 09090
BHOPAL - 93292 94939
BHUBANESHWAR - 93385 69889
CHANDIGARH - 93176 41324
CHENNAI - 93809 31777
COCHIN - 93882 04774

COIMBATORE - 93452 99944
GOA - 93731 37970
HYDERABAD - 93473 75737
INDORE - 93034 64410
JAIPUR - 93520 41024
KOLKATA - 93300 60855
LUCKNOW - 93055 67760

MANGALORE - 93797 41352
NAGPUR - 93250 45410
NEW DELHI - 93131 99044
PUNE - 93245 30710
RAIPUR - 93524 40068
RANCHI - 93044 95570
SURAT - 93270 97410

VADODARA - 93756 41357
VISAKHAPATNAM - 93463 34102



TOLL FREE
1800 209 0200

From anywhere in India