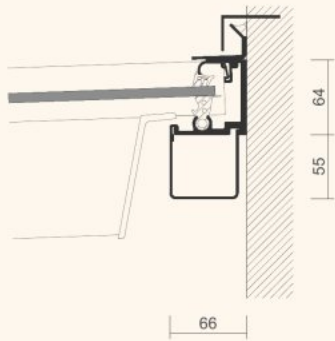


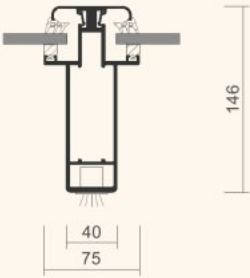
SDL ACUBIS

Detail sections



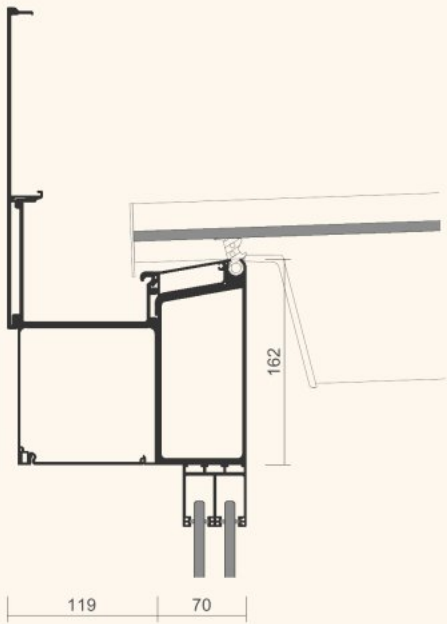
Wall joint

One-piece wall joint with cable duct for concealed cable routing.






Rafters

Filigree, internal rafters with lighting. Available with steel reinforcement for heavy snow loads.



Eaves without roof overhang

Three-piece component comprising eaves, gutter and the 253 mm facing; available with optional lighting or shading profile.

	SDL Acubis	SDL Atrium plus	SDL Anova
			
Material			
Aluminium	●	●	●
Wood/aluminium	○	○	○
Canopy shapes			
Monopitch canopy	●	●	●
Segmented canopy shape	○	●	○
Customised designs	○	●	○
Dimensions			
Max. distance between posts	7.0 m	7.0 m	3.91 m
Max. width	Unlimited	Unlimited	6.3 m ⁽⁴⁾
Max. depth	6.1 m	7.0 m	4.6 m ⁽⁴⁾
Roof pitch	2°	5 - 45° ⁽³⁾	5°
Drainage			
Designer gutter	●	●	●
Drainage via downspout	○	●	○
Drainage via down pipe	●	●	○
Shading			
On outside	○	●	○
On inside	●	●	●
Vertical	●	●	○
Ventilation			
Permanent roof ventilation with fly screen	○	●	○
Motorised roof ventilation	●	●	○
Motorised sliding windows	●	●	○
Manual sliding windows	○	○	●
Lighting			
Rafters with LEDs	●	○	○
Spotlight rail with LEDs	●	●	○
Cable duct	●	●	○
Suspended system for Solarlux glass houses			
SL 25/SL 25R/SL 25 XXL slide-and-turn system	●	●	○
SL 20e sliding system	●	●	○
SL 35/SL 45 bi-folding door	●	●	○
Fixed glazing	●	●	○